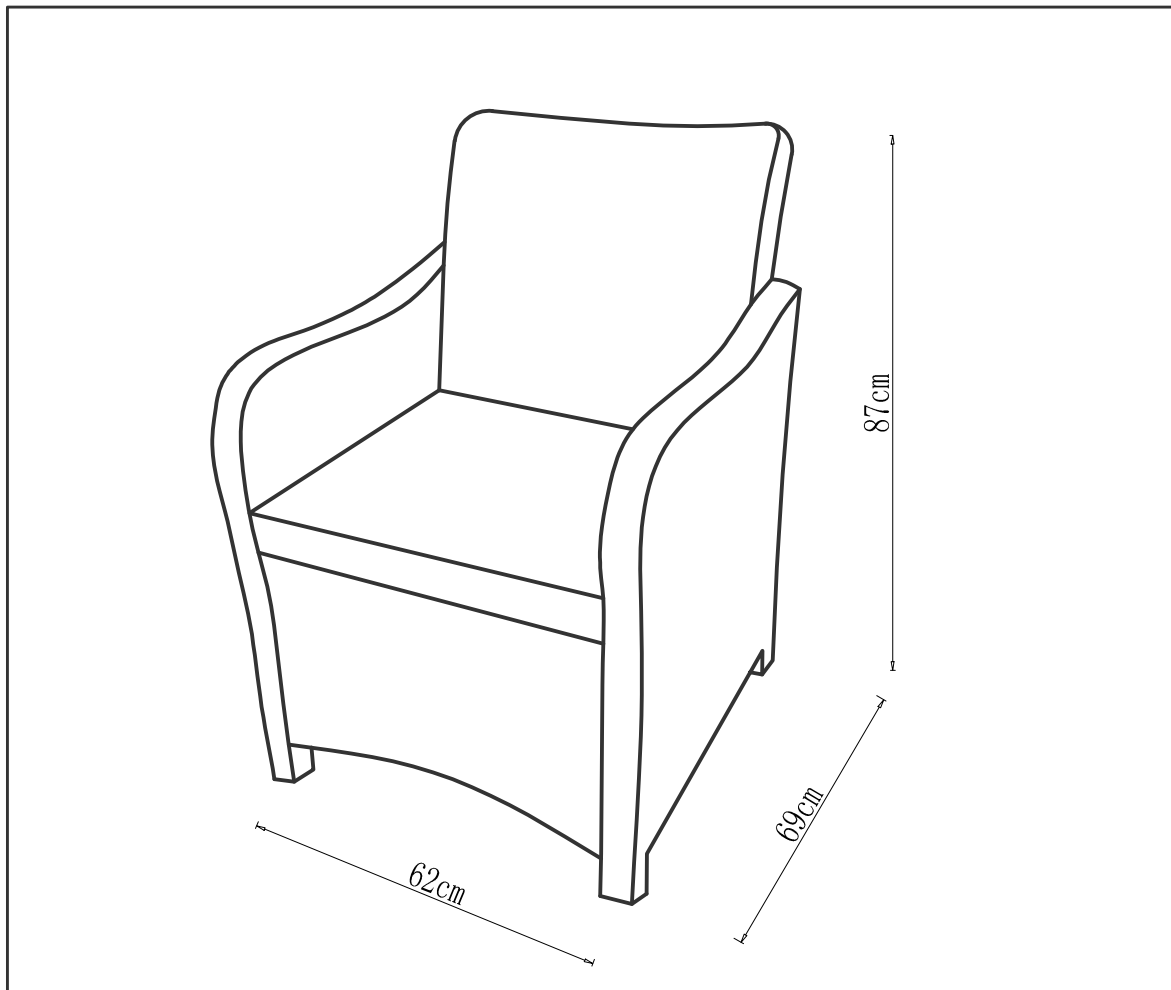




ASSEMBLY INSTRUCTION
IKAROS OUTDOOR CHAIR
ITEM CODE - 67557

Imported by Amart Furniture Pty Ltd, Qld, Brisbane Australia .
For any assistance with assembly or for missing parts please phone
Amart Furniture ,Customer Service Freecall 1800 351 084





Imported by Amart Furniture Pty Ltd, Qld, Brisbane Australia .
For any assistance with assembly or for missing parts please phone
Amart Furniture, Customer Service Freecall 1800 351 084

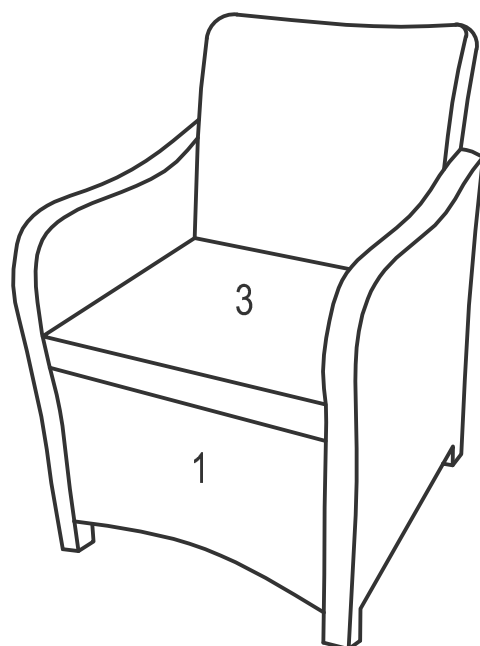
PRE-ASSEMBLY PREPARATION




Before you start:

1. Choose a clean, level, spacious assembly area. Avoid hard surfaces that may damage the product.
2. Take care when lifting. Product should be assembled as near as possible to the point of use.
3. Ensure that you have all required contents for complete assembly.
4. Always read the assembly instructions carefully before beginning assembly.
5. Keep all hardware parts and packaging out of reach of small children.
6. Do not over tighten the screws and bolts as this may damage the threads.

	
ALLOW 10 MINUTES	PEOPLE REQUIRED
ADDITIONAL TOOLS REQUIRED	


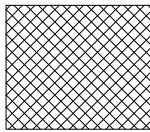
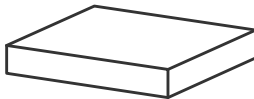
PARTS LIST



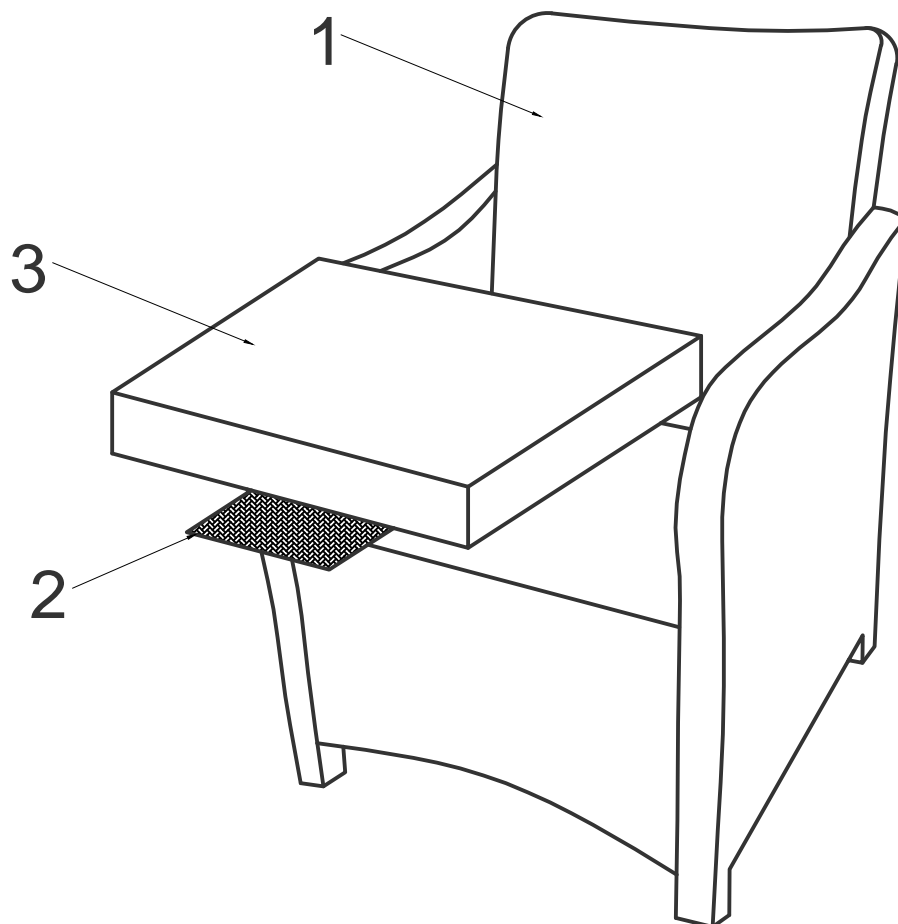
<p>1 Seat frame</p>  <p>1PC</p>	<p>2 Non-slip mat</p>  <p>1PC</p>
<p>3 Cushion</p>  <p>1PC</p>	

Step 1:


ITEMS REQUIRED

1. Seat frame 1PC	2. Non-slip mat 1PC	3. Cushion 1PC
		

- Put the non-slip mat (2) under the cushion (3).



ASSEMBLY IS COMPLETE



Care and maintenance



Metal

- ☒ Item is designed for use outdoors. However we do not recommend leaving this product outside when not in use. To preserve the life of this item, avoid prolonged exposure to the elements & store inside/under cover or use an outdoor cover.
- ☒ DO NOT allow the furniture to be left in the rain or left wet for extended periods of time.
- ☒ Wipe furniture Dry immediately after it becoming wet.
- ☒ DO NOT clean your furniture down with any harsh solvents, abrasives or chemicals.
- ☒ To remove dirt and grime, simply rinse with fresh water or periodically clean using a sponge and mild detergent solution as required

Wicker

- ☒ Regular vacuuming and dusting of items is recommended.
- ☒ If weave on wicker becomes lacerated/damaged, do not pull on it as this may cause unravelling.
- ☒ Prolonged exposure to the elements may cause colour fading.
- ☒ To extend the life of your product the use of an Amart approved Outdoor Furniture Cover is highly recommended. Please contact store of purchase for further details.

Cushions

- ☒ Direct exposure to the Sun's harmful UV rays is likely to cause rapid colour fading to fabrics. For best results we recommend avoiding exposure to direct sunlight
- ☒ To ensure product longevity it is recommended outdoor products are not left permanently exposed to the elements
- ☒ Spot clean using mild detergent and damp cloth. Dry flat in shade
- ☒ Do not unzip
- ☒ Do not put in washing machine
- ☒ Do not tumble dry
- ☒ Do not bleach
- ☒ Do not dry clean
- ☒ Cool iron only